

Rogers Software Inc.

Rogers How To On Simple Computer Repair:

Visit us at <http://www.rjswebhost.com>

Version 1.0

Written By Roger St.Onge

Rogers How To on Computer Repair (Free Version)

Welcome:

The How to Book on Computer Repair for free. Simple book on computer repair, this book will help you to keep your computer running a little faster. This book is just for the restart of your computer, the computer has programs to help you to keep it running. The first thing is to clean the computer's hardware free from dust, like the fans and system's boards. Doing this will keep the system from getting hot; this will keep the system running.

Windows Program:

Next is the window's program, the computer is a manmade machine. This means that the computer runs a program code, like windows, the program is on the hard drive. This is where the programs are stored; the files can get lost or damaged from running. So! This will be a problem for you and the windows program, some programs will run or not. Sometimes the computer will not boot or run the windows program, when this

Rogers How To on Computer Repair (Free Version)

happens the windows program will run a safe mode program.

Windows vista and 7 will run the safe mode menu, what you need to do is run the FIX MY COMPUTER. This will bring up a program on the hard drive; run the BOOTFIX on the menu or the SYSTEM RESTORE. The program will attempt to fix the problem; if your system still has a problem a reinstall may be required. But first try these steps!

Six Steps:

1. Download a pc repair program, like PC CLEANUP.
2. Run disk cleanup.
3. Run disk defragmenter.
4. Run registry cleanup.
5. Run registry defragment.
6. Reboot system.

If the 6 steps don't work, then reinstall your windows program.

Rogers How To on Computer Repair (Free Version)

Backup Program:

All you need to do is run the backup program on the computer, press the F8 on the keyboard. This will bring the safe mode program menu, run the SYSTEM REINSTALL. The program will delete the old windows program and reinstall a new one; this will not delete your personal files. The program is designed to just delete the windows software, but you do need to install your programs. Programs like your printer or scanner software, if you don't have backup software you can email me.

I will send you an ISO file of the software, if you don't have a DVD burner I can send you a DVD for a small fee. All you need to send us is your name and address, I will send you an invoice for the small fee. The invoice can be paid by check, money order, or PayPal, PayPal takes credit cards. Make checks and money orders out to Roger St.Onge, and send to 5321 South Straits Hwy, Indian River, Michigan 49749.

Rogers How To on Computer Repair (Free Version)

Ordering:

When ordering software for other systems, check system requirement for software. Computers that need updates, you can find system memory online or in a computer store.

System Requirement:

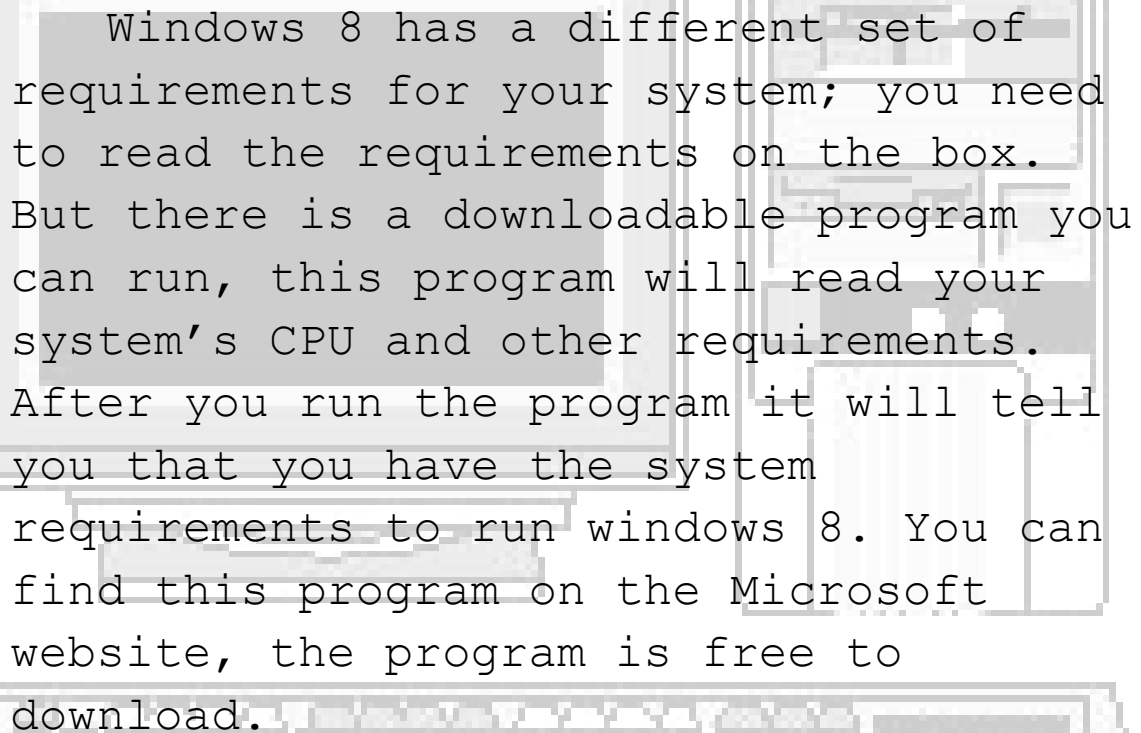
Other hardware can also be found online, for the requirements for windows vista, 7, or 8.

Windows Vista:

- Vista Home Basic.
 - 800 Megahertz processor
 - 512 Megabytes system memory
 - 32 Megabytes graphics memory
 - 20 Gigabytes hard drive space
 - DVD Drive
- Other Vista Versions
 - 1 Gigabytes processor
 - 1 Gigabytes system memory
 - 128 Megabytes graphics memory
 - 40 Gigabytes hard drive space
 - DVD Drive

Rogers How To on Computer Repair (Free Version)

- Windows 7 [ALL]
 - 1 Gigabytes processor
 - 1 Gigabytes system memory
 - 20 Gigabytes hard drive
 - 128 Megabytes graphics memory
 - DVD Drive



Windows 8 has a different set of requirements for your system; you need to read the requirements on the box. But there is a downloadable program you can run, this program will read your system's CPU and other requirements. After you run the program it will tell you that you have the system requirements to run windows 8. You can find this program on the Microsoft website, the program is free to download.

Windows 10:

Windows 10, windows 10 is a new Microsoft program; we have worked on one or two so! We had some experience working on some systems; you can find some information on the Microsoft

Rogers How To on Computer Repair (Free Version)

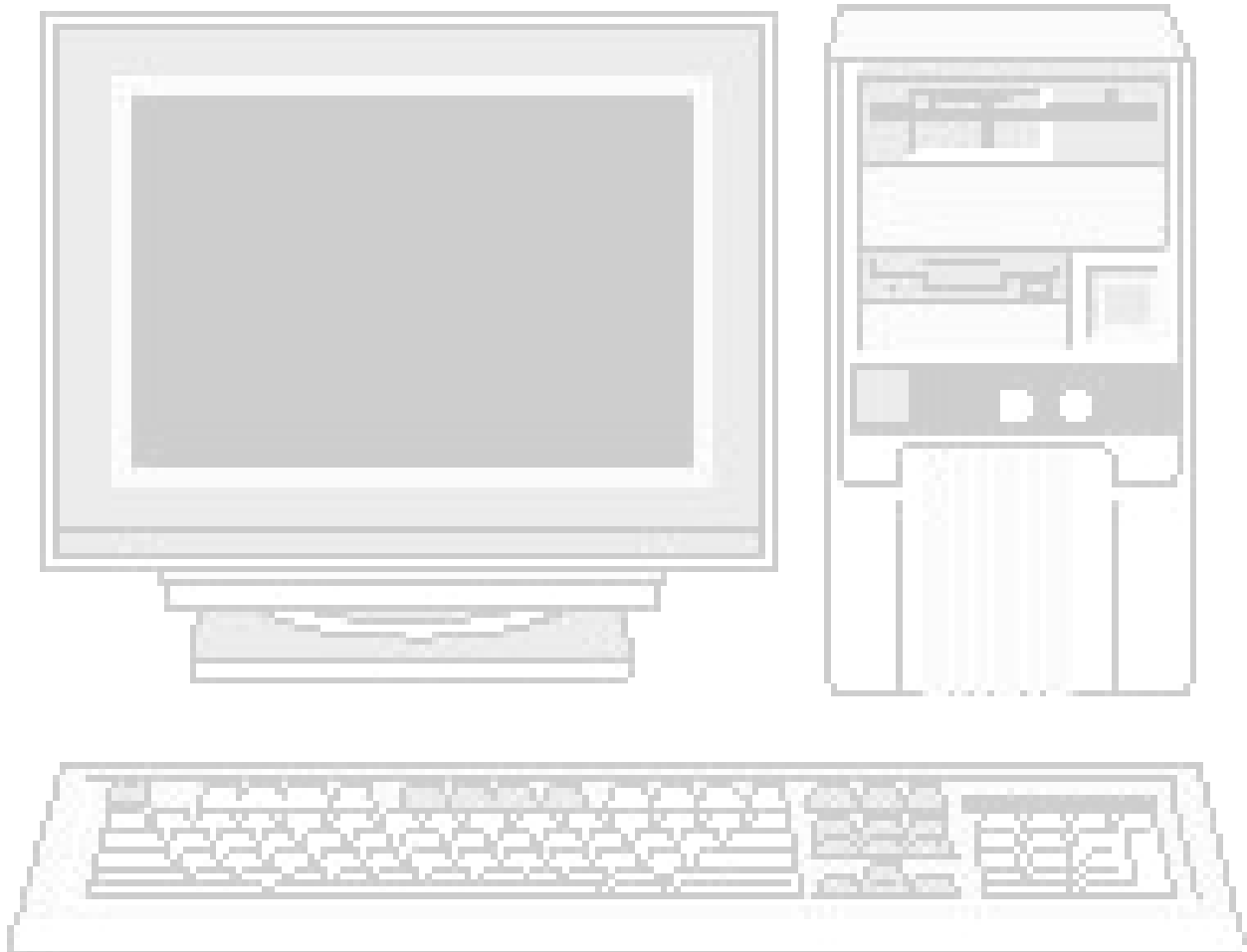
website but, I can tell you a little more on the system. First, windows 10 is user friendly but, it's still hard to work with. You need to remember how to use the reinstall windows and system restore.

When I was working with the program it had some bugs that you need to know, for some older programs like your favorite game, the program will not run on windows 10. The program blocks it; so! You have to update the game or view the system requirements of the game or program. For example you want to run a program like an accounting program that you have for windows XP, you to find it for windows 10 64 or 86 bit.

Because the program isn't running on windows 10, note: 86 bit= 32 bit system, this is to remind you that is your updating your system, windows 10 comes in 86 and 64 bit systems. Now hear is the downside, you need the right CPU and memory to run windows 10

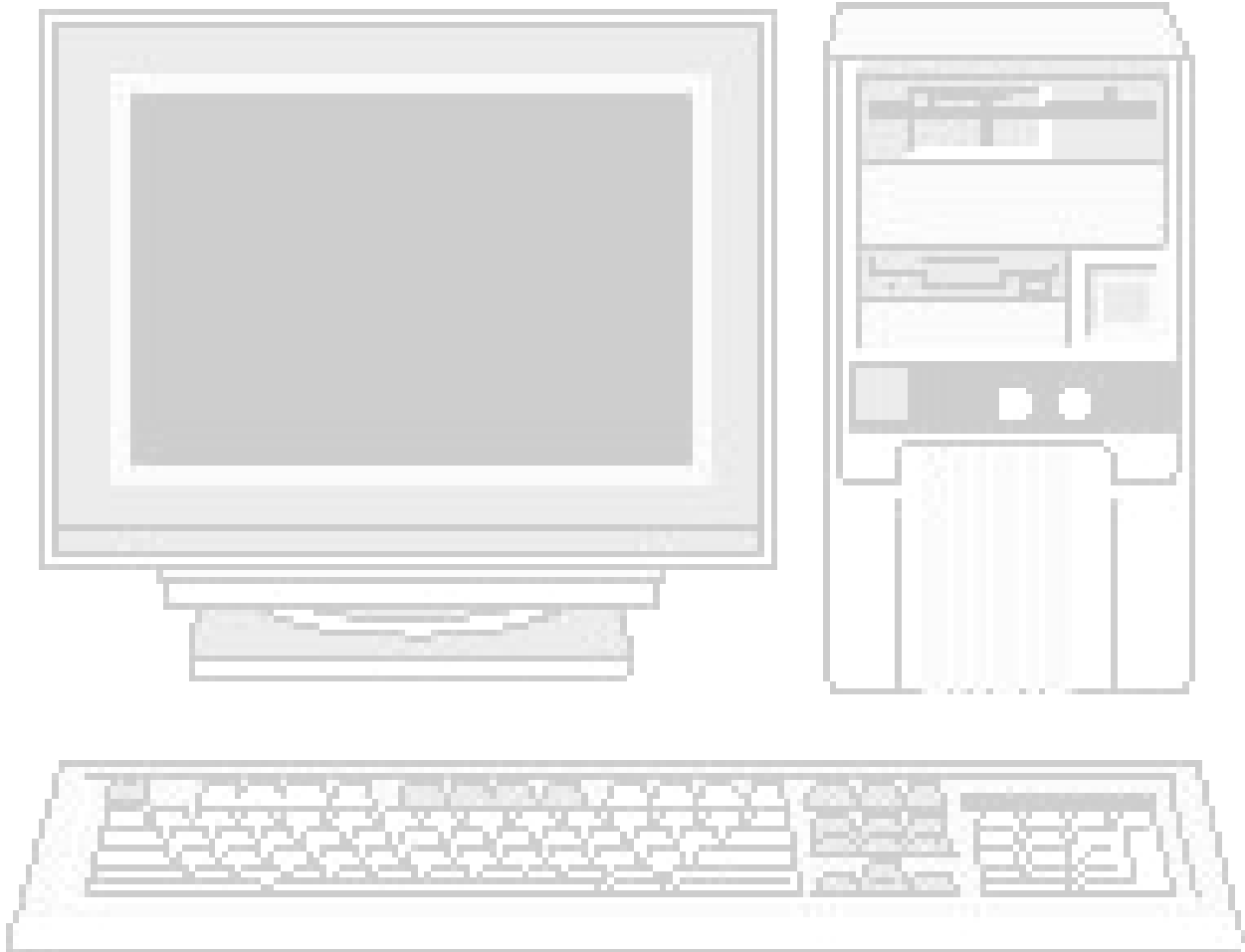
Rogers How To on Computer Repair (Free Version)

on your system. To check the system requirements go to the Microsoft website, if your system has the right requirements you can start your upgrade.

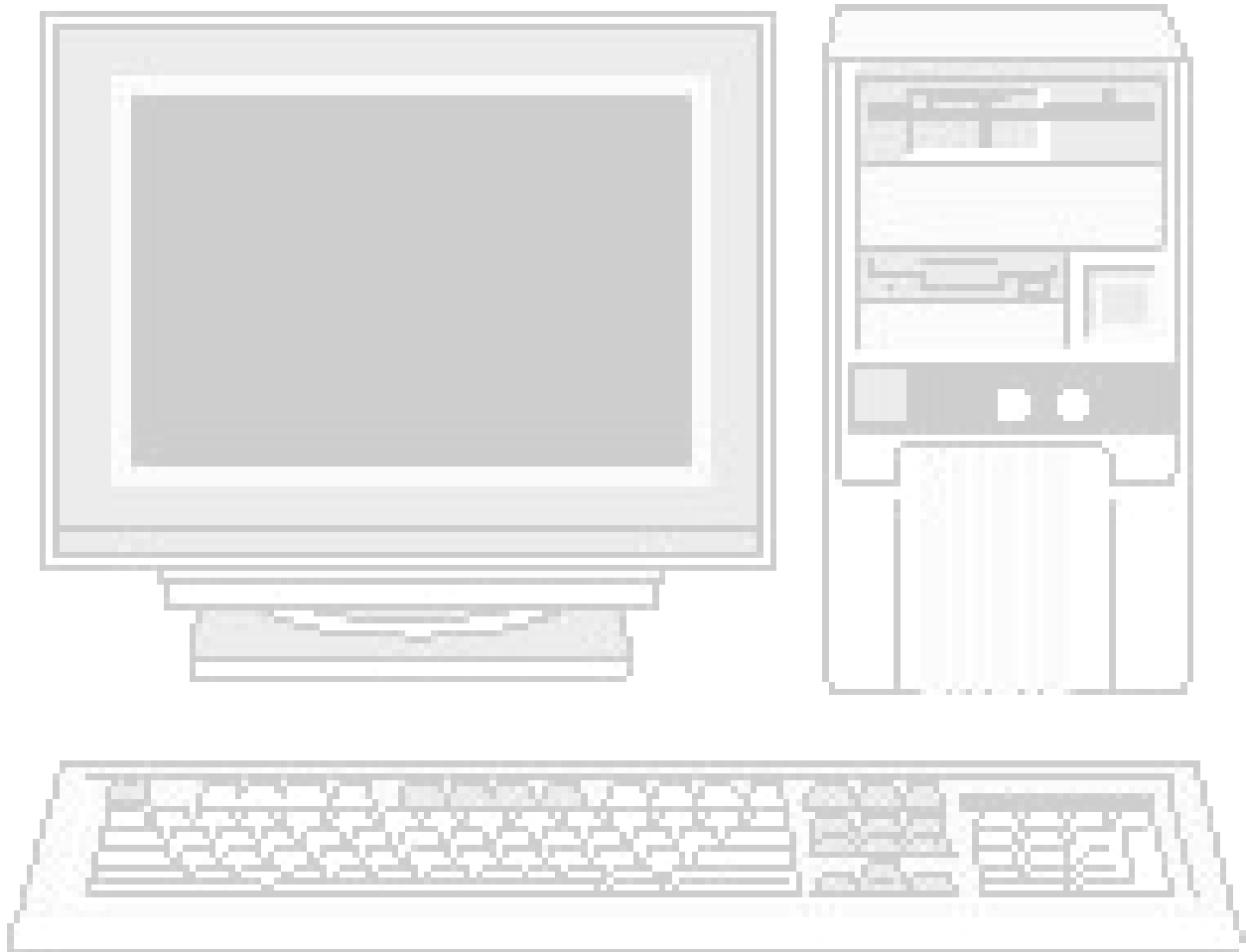


Rogers How To on Computer Repair (Free Version)

Notes :



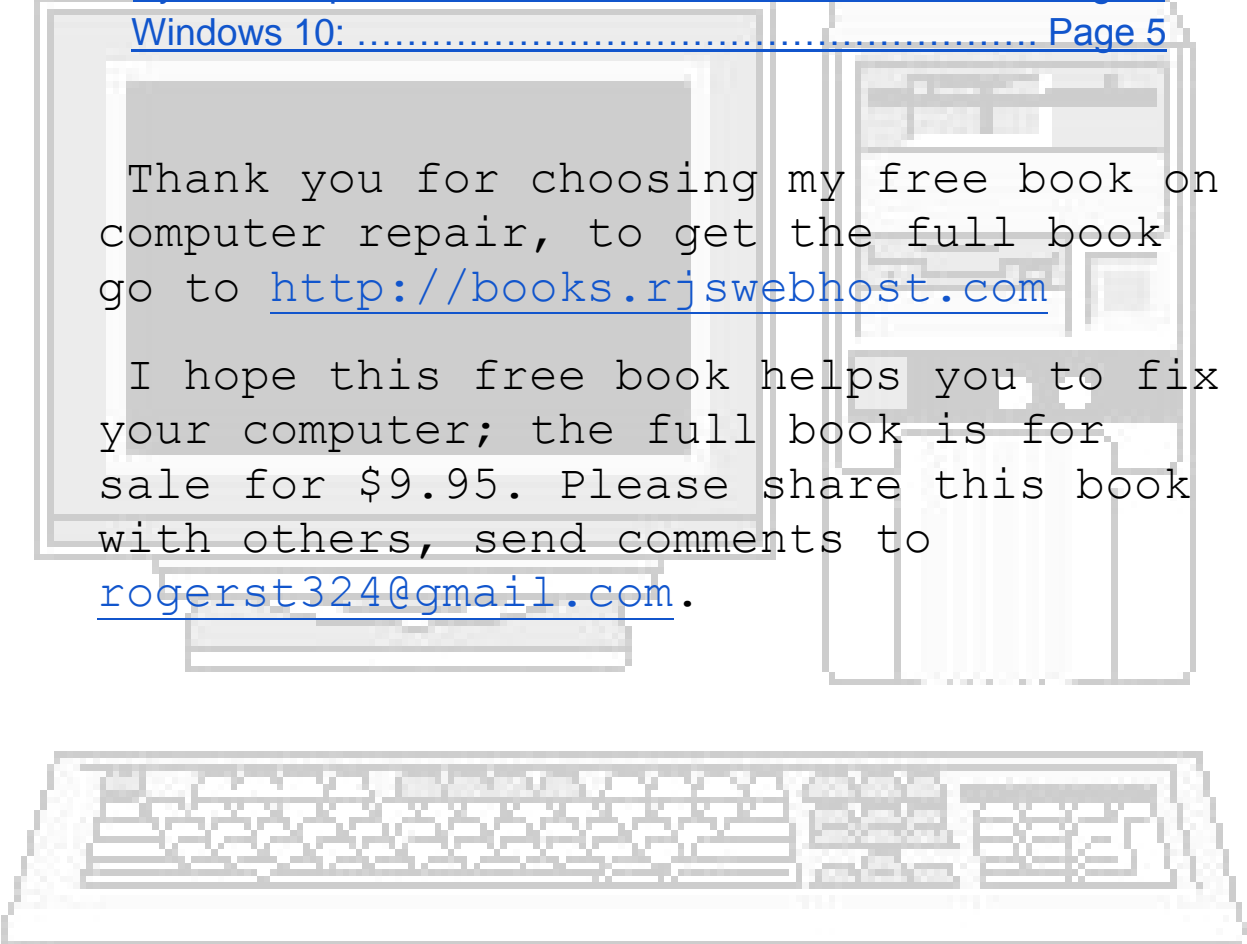
Rogers How To on Computer Repair (Free Version)



Rogers How To on Computer Repair (Free Version)

Table of Contents:

Welcome:	Page 1
Windows Program:	Page 1
Six Steps:	Page 2
Backup Program:	Page 3
Ordering:	Page 4
System Requirement:	Page 4
Windows 10:	Page 5



Thank you for choosing my free book on computer repair, to get the full book go to <http://books.rjswebhost.com>

I hope this free book helps you to fix your computer; the full book is for sale for \$9.95. Please share this book with others, send comments to rogerst324@gmail.com.